

SONODYNE

CA SERIES

monopole speakers • owners manual

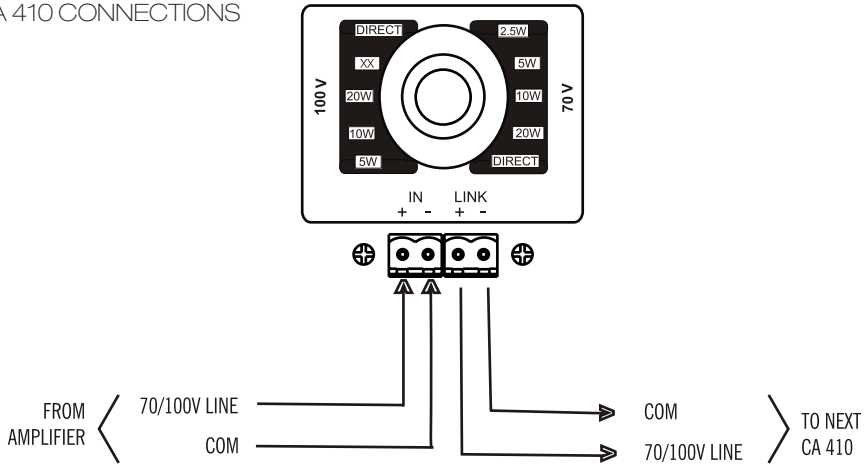


MADE IN INDIA
since 1970

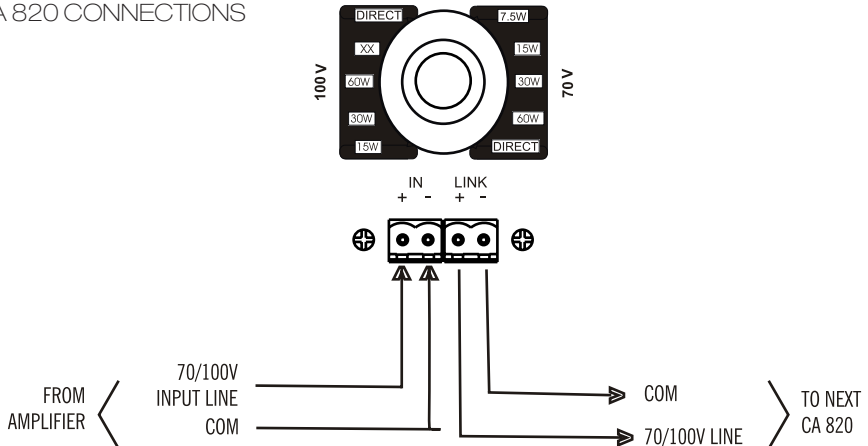
INPUT, LINE, WATTAGE SELECTIONS

Congratulations on your purchase of a CA column speaker. These are high quality wall-mounting speakers with both low impedance and high voltage inputs for high grade sound reproduction. Given here are some important information that you must study before installing.

CA 410 CONNECTIONS

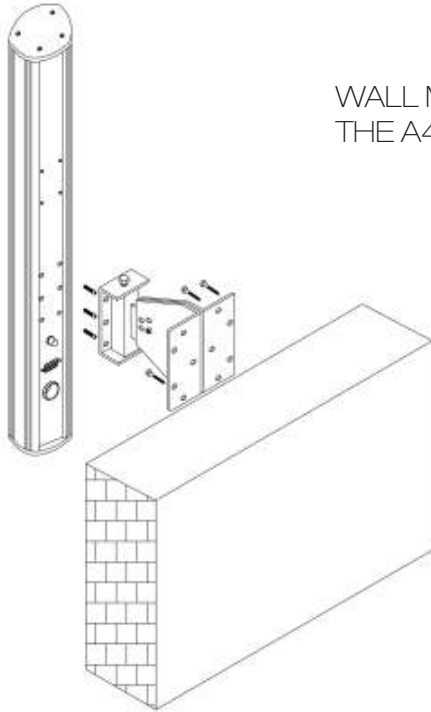


CA 820 CONNECTIONS



WALL MOUNTING INSTRUCTIONS •

INPUT IMPEDANCE TABLE



WALL MOUNTING INSTRUCTIONS USING
THE A400 WB WALL BRACKET

LMT IMPEDANCE TABLE

	CA 410	CA 820
POWER	70/100V	70/100V
60W		92/188Ω
50W		
40W		
30W		184/376Ω
20W	245/500Ω	
15W		366/747Ω
10W	488/996Ω	
7.5W		717/1463Ω
5W	970/1980Ω	
2.5W		
0	1936/3950Ω	

SPECIFICATIONS


	CA 410	CA 820
DESCRIPTION	2 way column speaker	2 way column speaker
ENCLOSURE	3mm extruded aluminum	3mm extruded aluminum
GRILL	Perforated nylon	Perforated nylon
TRANSDUCER	4 x 3" PP woofer 1 x 1" dome tweeter	8 x 3" PP woofer 1 x 1" dome tweeter
INPUT	Euroblock	Euroblock
SENSITIVITY 1W/1M	93dB (half space)	95dB (half space)
NOMINAL IMPEDANCE	4Ω (direct mode)	4Ω (direct mode)
CROSSOVER FREQ.	2.6kHz	1.8kHz
FREQ. RANGE (-10dB)	120Hz ~ 20kHz (direct mode)	110Hz ~ 20kHz (direct mode)
FREQ. RESP. (-3dB)	150Hz ~ 15kHz (direct mode)	140Hz ~ 18kHz (direct mode)
PROGRAM POWER	80W (direct mode)	150W (direct mode)
POWER TAP 70V 100V	1.25, 2.5, 5, 10W 2.5, 5, 10, 20W	3.75, 7.5, 15, 30W 7.5, 15, 30, 60W
COLOUR	White/Black	White/Black
DIMENSIONS HxWxD	579mm x 125mm x 110mm	878mm x 125mm x 110mm
NET WEIGHT	4kg	6kg
MOUNTING OPTIONS	A400 WB swivel bracket (sold separately)	A400 WB swivel bracket (sold separately)

NOTE: Due to continuous improvements, all specifications are subject to change

SONODYNE

SONODYNE, India • H.O.: 98 NB Block E New Alipore, Kolkata 700053

 sonodyneofficial

 +91 9830855260

 SonodyneMusic

 response@sonodyne.com

 sonodyneofficial

 www.sonodyne.com